

OCTOBER 2020

# MARKET REPORT

## SPOKANE WASHINGTON

©2020 Coldwell Banker Real Estate LLC. All Rights Reserved. Coldwell Banker Real Estate LLC fully supports the principles of the Fair Housing Act and the Equal Opportunity Act. Each Office Is Independently Owned And Operated. Coldwell Banker and the Coldwell Banker Logo are registered service marks owned by Coldwell Banker Real Estate LLC. Information deemed reliable but not guaranteed and should be independently verified.



**COLDWELL BANKER**  
**TOMLINSON**

# SPOKANE WASHINGTON MARKET SNAPSHOT

## SPOKANE COUNTY

OCTOBER 2020

 **\$346K**  
AVERAGE SALES PRICE

**16**   
DAYS ON MARKET

 **424**  
CURRENT LISTING  
INVENTORY

**818**   
CLOSED SALES

*October 2020, as compared to October 2019. Information pulled on 11/6/2020*

©2020 Coldwell Banker Real Estate LLC. All Rights Reserved. Coldwell Banker Real Estate LLC fully supports the principles of the Fair Housing Act and the Equal Opportunity Act. Each Office Is Independently Owned And Operated. Coldwell Banker and the Coldwell Banker Logo are registered service marks owned by Coldwell Banker Real Estate LLC. Information deemed reliable but not guaranteed and should be independently verified.

The information in this report is compiled from a report given by the Spokane Association of REALTORS® and to the best of our knowledge is accurate and current.

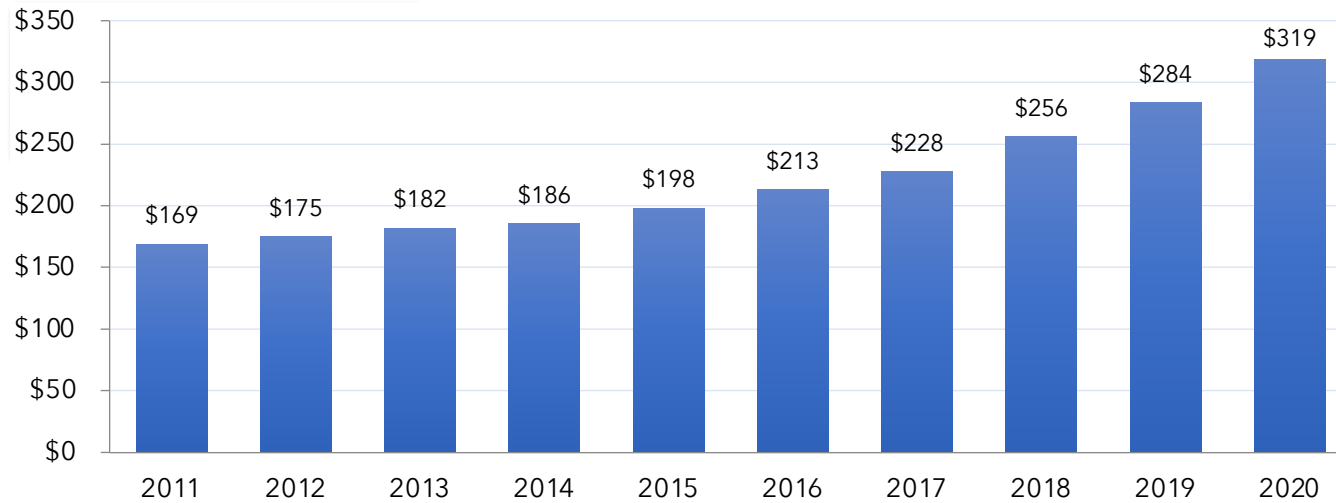


# ANNUAL AVERAGE SALES PRICE

## OCTOBER 2020 YTD

SPOKANE, WA

*Year-to-date average. Total shown in \$Thousands.  
Information pulled on 11/4/2020*



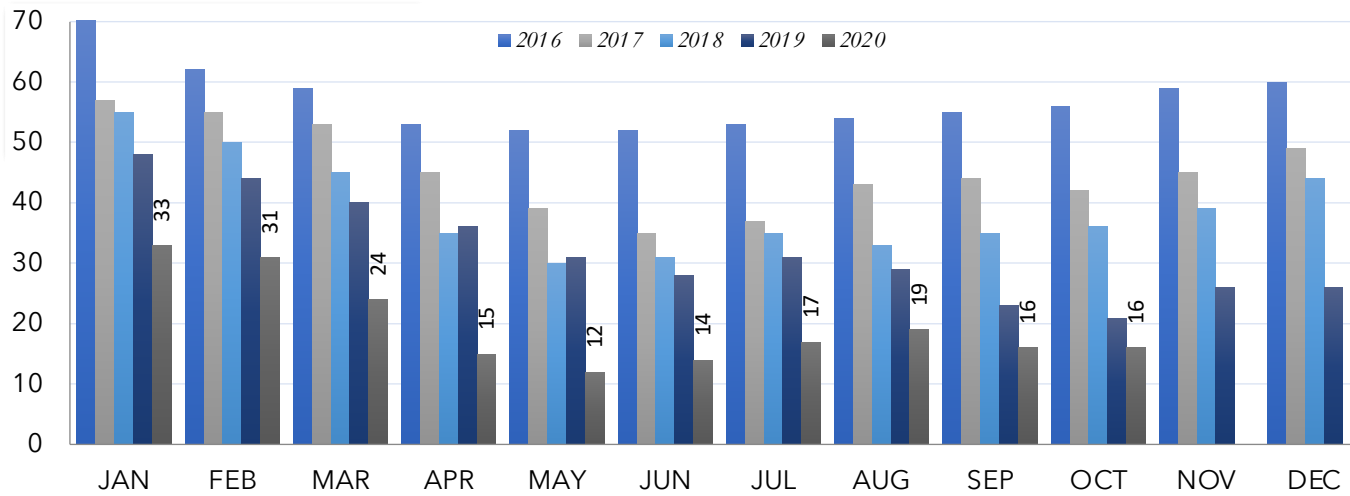
OCTOBER 2020

# AVERAGE DAYS ON MARKET

OCTOBER 2020

SPOKANE, WA

Information pulled on 11/4/2020



OCTOBER 2020

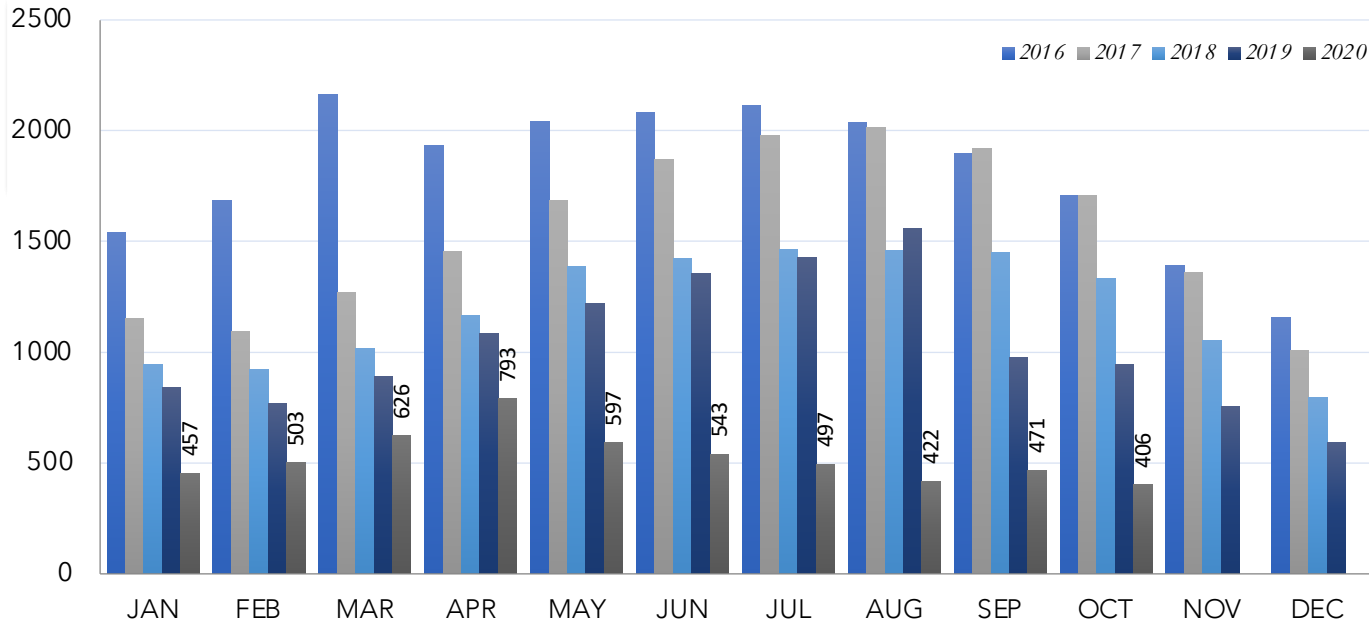
The information in this report is compiled from a report given by the Spokane Association of REALTORS® and to the best of our knowledge is accurate and current.

# ACTIVE RESIDENTIAL LISTINGS

## OCTOBER 2020 YTD

SPOKANE, WA

*January 2020 reflects new system of contingent properties now reported as pending instead of active. Information pulled on 11/1/2020*



OCTOBER 2020

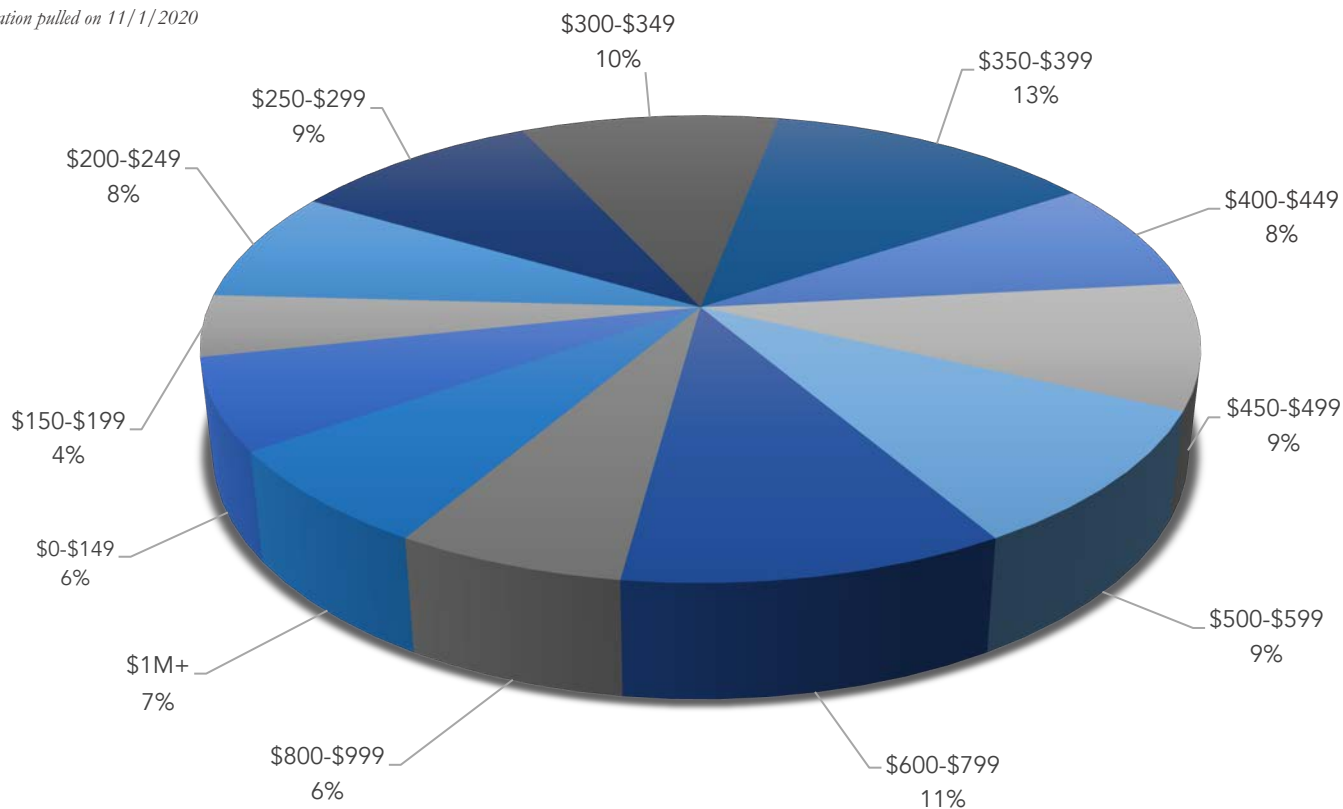
## ACTIVE LISTINGS BY PRICE RANGE

OCTOBER 2020

SPOKANE, WA

Information pulled on 11/1/2020

PRICE RANGE	#
\$0-\$149,999	37
\$150,000-\$199,999	25
\$200,000-\$249,999	45
\$250,000-\$299,999	56
\$300,000-\$349,999	58
\$350,000-\$399,999	74
\$400,000-\$449,999	45
\$450,000-\$499,999	51
\$500,000-\$599,999	56
\$600,000-\$799,999	62
\$800,000-\$999,999	37
\$1,000,000+	40
<b>TOTAL</b>	<b>586</b>

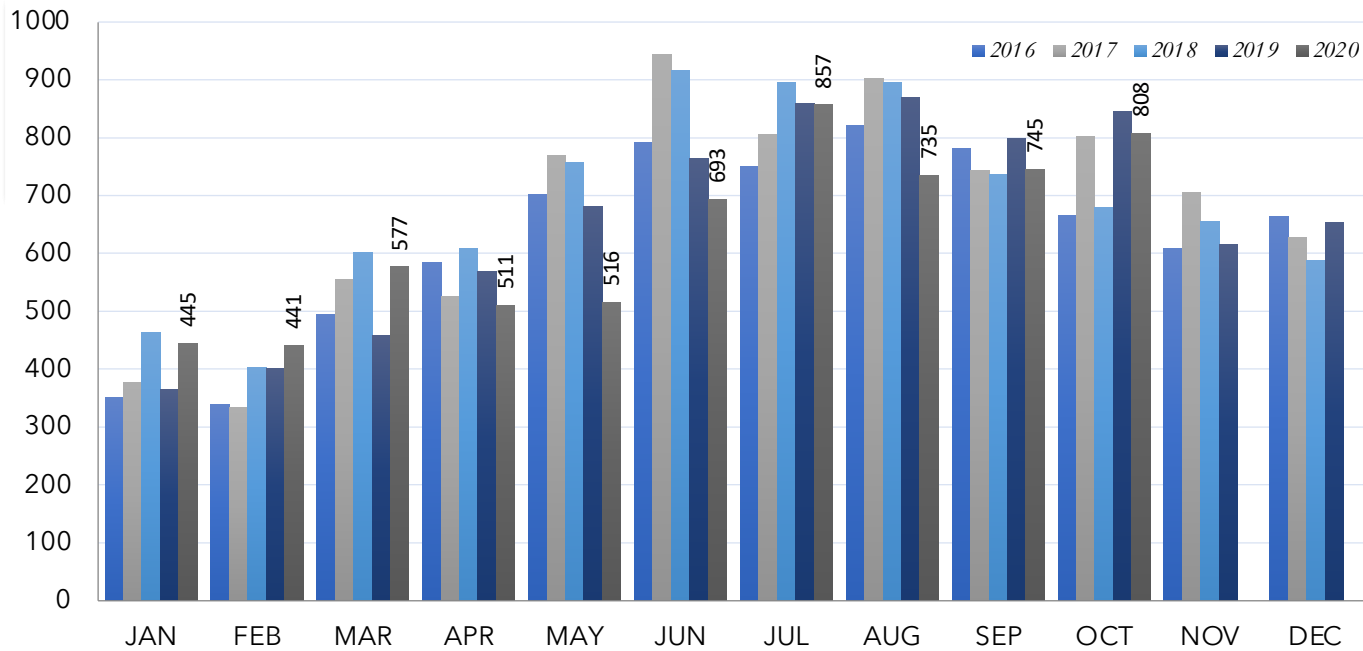


# RESIDENTIAL CLOSED SALES

AS OF OCTOBER 2020

SPOKANE, WA

Total units closed per month. Information pulled on 11/4/2020



OCTOBER 2020

© Coldwell Banker Real Estate LLC. All Rights Reserved. Coldwell Banker Real Estate LLC fully supports the principles of the Fair Housing Act and the Equal Opportunity Act. Each Office Is Independently Owned And Operated. Coldwell Banker and the Coldwell Banker Logo are registered service marks owned by Coldwell Banker Real Estate LLC. Information deemed reliable but not guaranteed and should be independently verified.

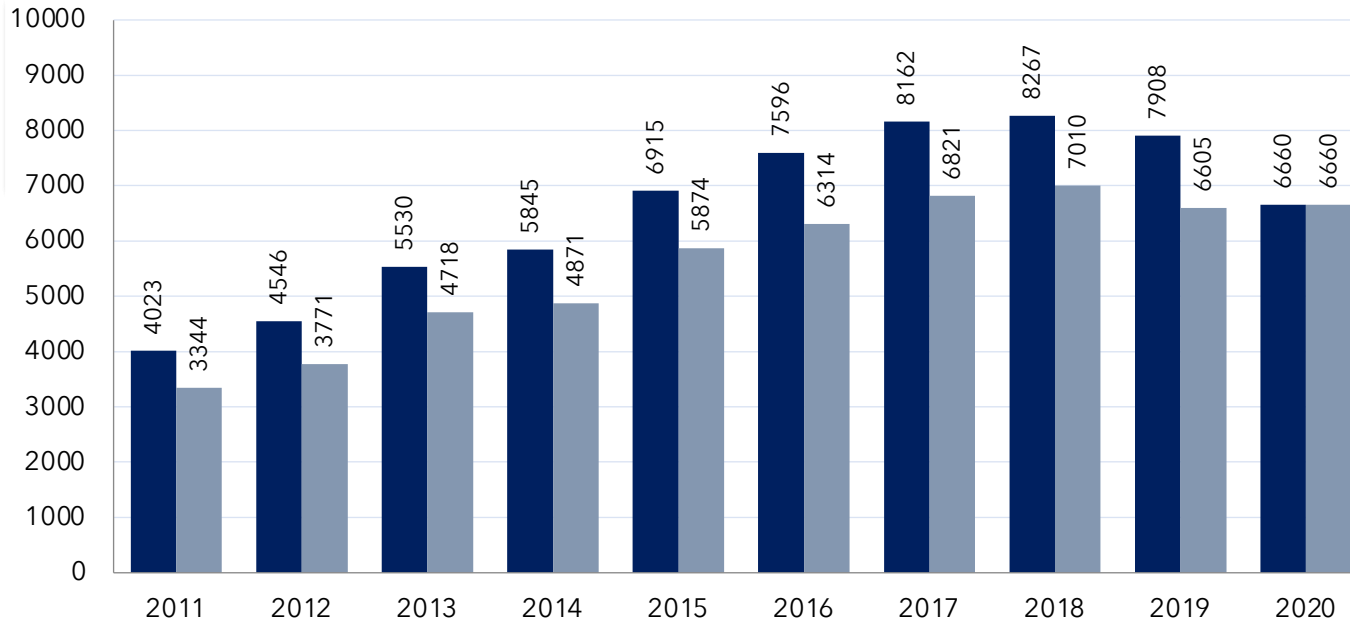
The information in this report is compiled from a report given by the Spokane Association of REALTORS® and to the best of our knowledge is accurate and current.

# ANNUAL RESIDENTIAL SALES

## OCTOBER 2020 YTD

SPOKANE, WA

*Blue represents closed sales for entire year; Grey represents closed sales thru current report month for each year. Information pulled on 11/4/2020*



OCTOBER 2020

© Coldwell Banker Real Estate LLC. All Rights Reserved. Coldwell Banker Real Estate LLC fully supports the principles of the Fair Housing Act and the Equal Opportunity Act. Each Office Is Independently Owned And Operated. Coldwell Banker and the Coldwell Banker Logo are registered service marks owned by Coldwell Banker Real Estate LLC. Information deemed reliable but not guaranteed and should be independently verified.

The information in this report is compiled from a report given by the Spokane Association of REALTORS® and to the best of our knowledge is accurate and current.



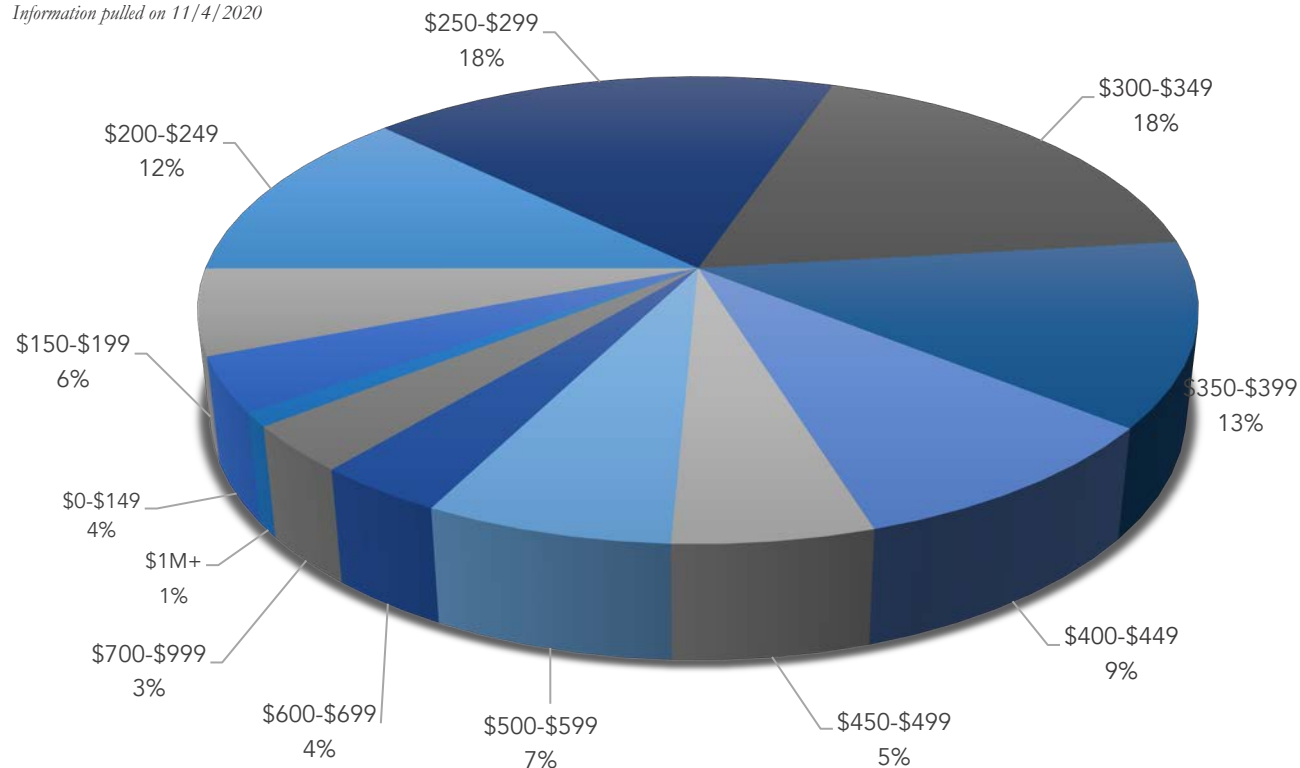
## SOLD LISTINGS BY PRICE RANGE

OCTOBER 2020

SPOKANE, WA

*Information pulled on 11/4/2020*

PRICE RANGE	#
\$0-\$149,999	35
\$150,000-\$199,999	55
\$200,000-\$249,999	114
\$250,000-\$299,999	166
\$300,000-\$349,999	166
\$350,000-\$399,999	118
\$400,000-\$449,999	87
\$450,000-\$499,999	51
\$500,000-\$599,999	63
\$600,000-\$699,999	33
\$700,000-\$999,999	30
\$1,000,000+	9
<b>TOTAL</b>	<b>927</b>

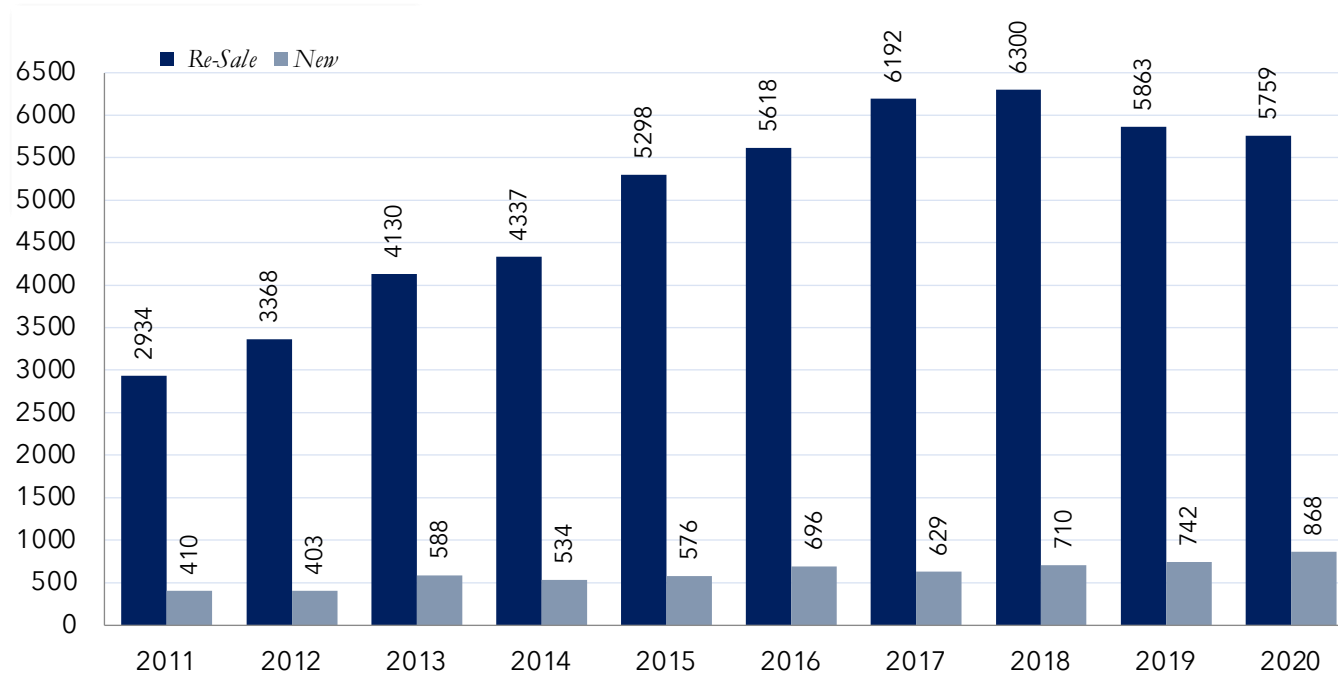


# RESIDENTIAL CLOSED SALES RE-SALE VS NEW CONSTRUCTION

## OCTOBER 2020 YTD

SPOKANE, WA

*Total units closed, annually and year-to-date. Information pulled on 11/4/2020*



**OCTOBER 2020**

© Coldwell Banker Real Estate LLC. All Rights Reserved. Coldwell Banker Real Estate LLC fully supports the principles of the Fair Housing Act and the Equal Opportunity Act. Each Office Is Independently Owned And Operated. Coldwell Banker and the Coldwell Banker Logo are registered service marks owned by Coldwell Banker Real Estate LLC. Information deemed reliable but not guaranteed and should be independently verified.

The information in this report is compiled from a report given by the Spokane Association of REALTORS® and to the best of our knowledge is accurate and current.

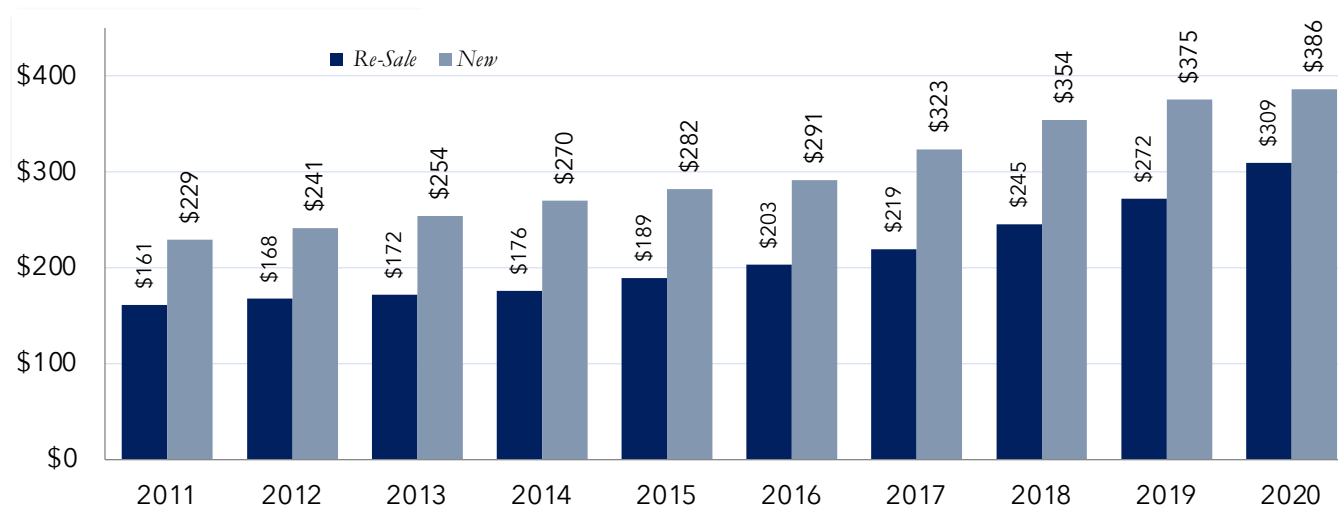
# ANNUAL AVERAGE SALES PRICE

## RE-SALE VS NEW CONSTRUCTION

OCTOBER 2020 YTD

SPOKANE, WA

Total shown in \$Thousands. Information pulled on 11/4/2020



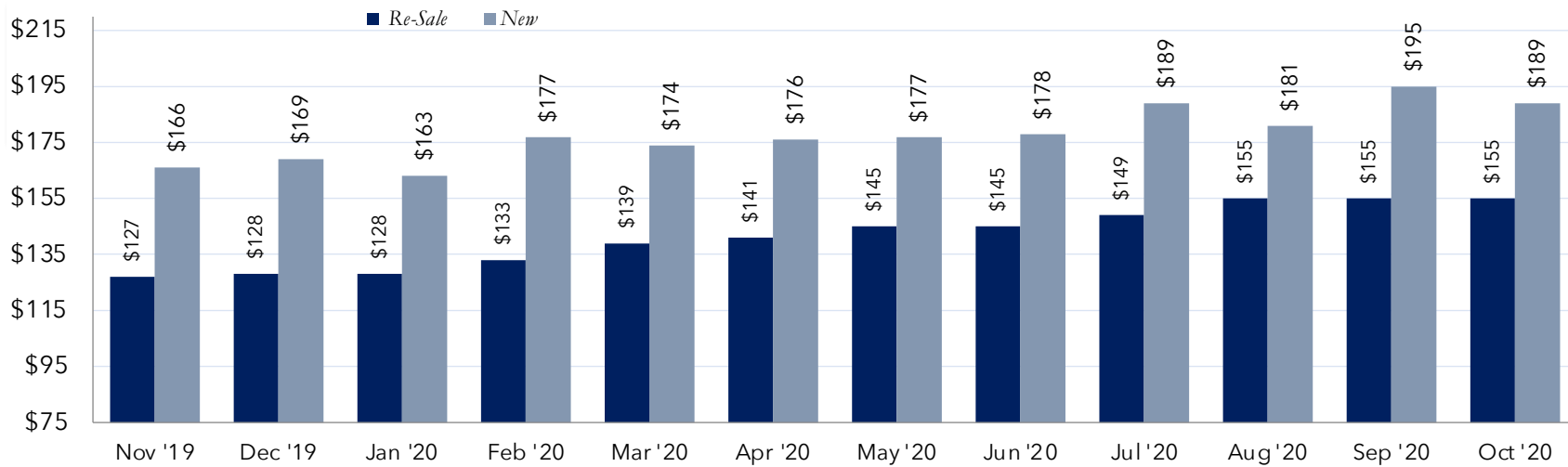
OCTOBER 2020

# AVERAGE PRICE PER SQUARE FOOT

## RE-SALE VS NEW CONSTRUCTION

SPOKANE, WA

Information pulled on 11/9/2020



OCTOBER 2020

© Coldwell Banker Real Estate LLC. All Rights Reserved. Coldwell Banker Real Estate LLC fully supports the principles of the Fair Housing Act and the Equal Opportunity Act. Each Office Is Independently Owned And Operated. Coldwell Banker and the Coldwell Banker Logo are registered service marks owned by Coldwell Banker Real Estate LLC. Information deemed reliable but not guaranteed and should be independently verified.

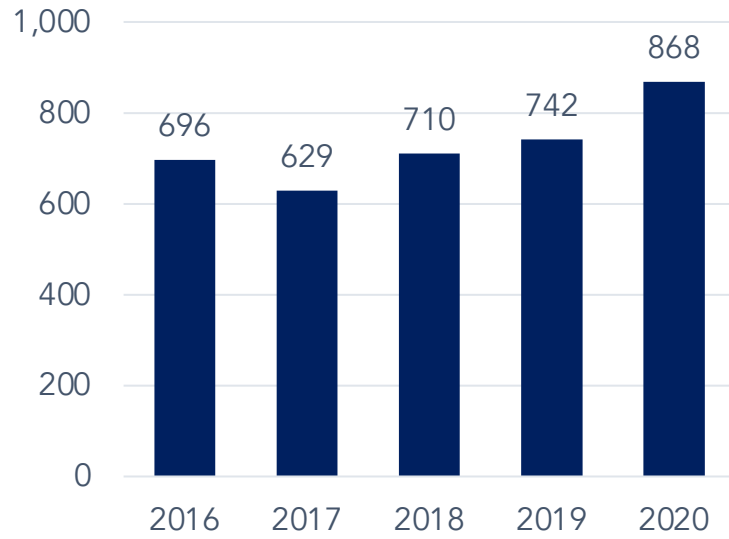
The information in this report is compiled from a report given by the Spokane Association of REALTORS® and to the best of our knowledge is accurate and current.

## ANNUAL NEW CONSTRUCTION SALES

OCTOBER 2020 YTD

SPOKANE, WA

*Total units closed. Information pulled on 11/4/2020*

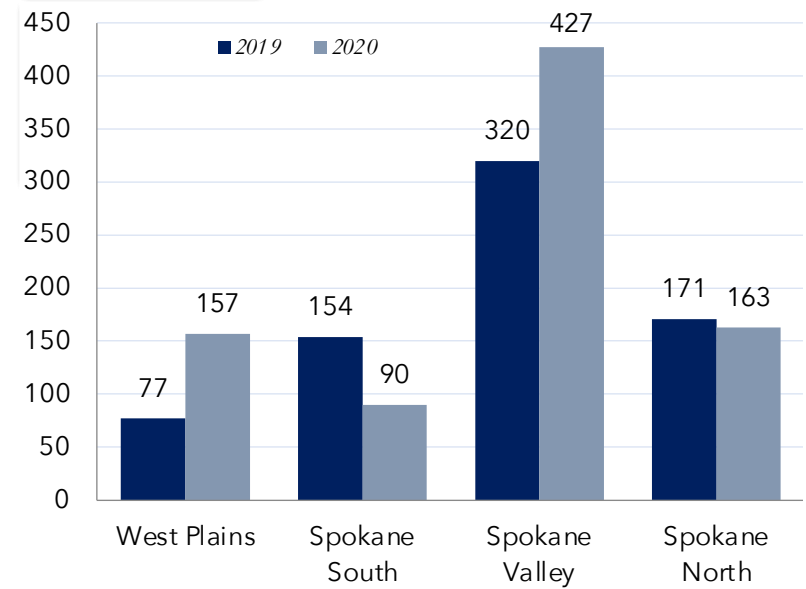


## COMPARISON NEW CONSTRUCTION SALES

2019 VS 2020 YTD

SPOKANE, WA

*Total units closed. Information pulled on 11/4/2020*



OCTOBER 2020

© Coldwell Banker Real Estate LLC. All Rights Reserved. Coldwell Banker Real Estate LLC fully supports the principles of the Fair Housing Act and the Equal Opportunity Act. Each Office Is Independently Owned And Operated. Coldwell Banker and the Coldwell Banker Logo are registered service marks owned by Coldwell Banker Real Estate LLC. Information deemed reliable but not guaranteed and should be independently verified.

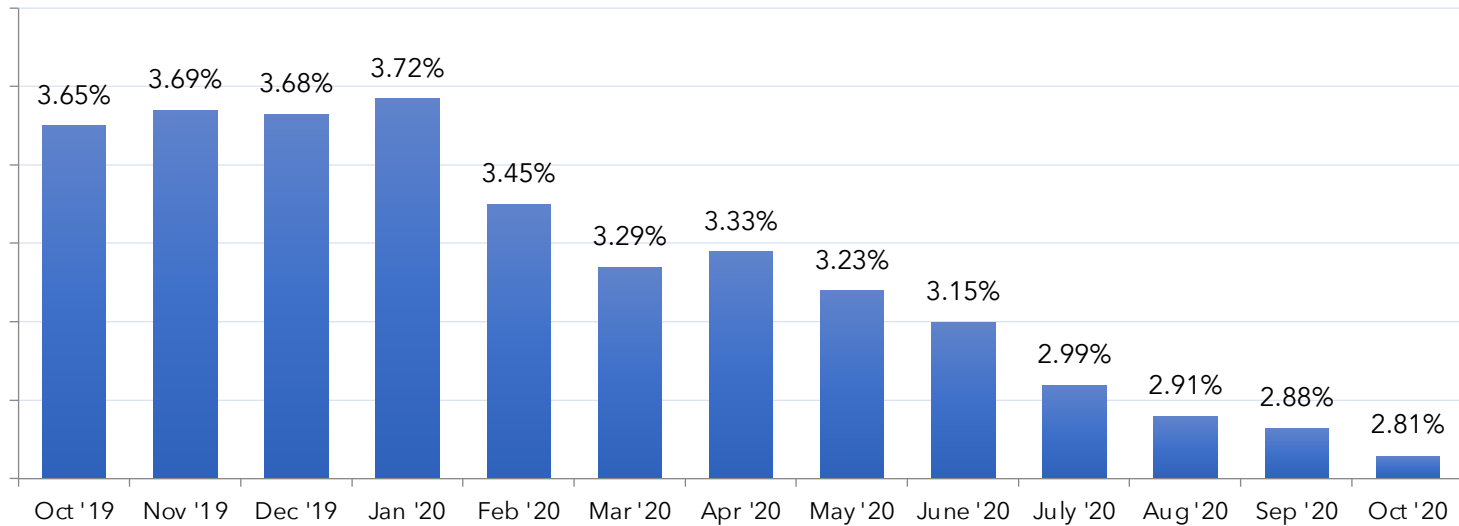
The information in this report is compiled from a report given by the Spokane Association of REALTORS® and to the best of our knowledge is accurate and current.

# MONTHLY MORTGAGE RATES

## 30-YEAR FIXED MORTGAGE

SPOKANE, WA

Information pulled on 11/9/2020



OCTOBER 2020

© Coldwell Banker Real Estate LLC. All Rights Reserved. Coldwell Banker Real Estate LLC fully supports the principles of the Fair Housing Act and the Equal Opportunity Act. Each Office Is Independently Owned And Operated. Coldwell Banker and the Coldwell Banker Logo are registered service marks owned by Coldwell Banker Real Estate LLC. Information deemed reliable but not guaranteed and should be independently verified.

The information in this report is compiled from a report given by the Spokane Association of REALTORS® and to the best of our knowledge is accurate and current.





COLDWELL  
BANKER  
TOMLINSON

# MARKET REPORT

OCTOBER 2020

CBSPOKANE.COM



The information in this report is compiled from a report given by the Spokane Association of REALTORS® and to the best of our knowledge is accurate and current.

©2020 Coldwell Banker Real Estate LLC. All Rights Reserved. Coldwell Banker Real Estate LLC fully supports the principles of the Fair Housing Act and the Equal Opportunity Act. Each Office Is Independently Owned And Operated. Coldwell Banker and the Coldwell Banker Logo are registered service marks owned by Coldwell Banker Real Estate LLC. Information deemed reliable but not guaranteed and should be independently verified.